

## Overview

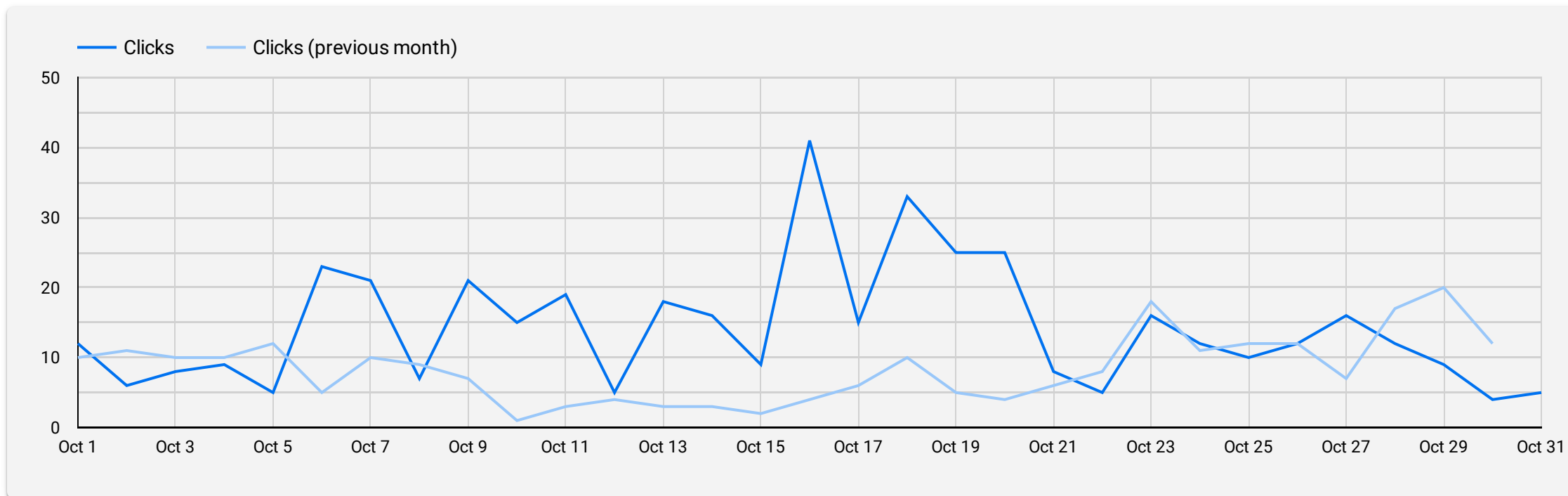
### Campaign Overview

Clicks <b>442</b> ↑ 75.4%	Impressions <b>33,584</b> ↓ -3.9%	CTR (all) <b>1.32%</b> ↑ 83.3%	CPC <b>0.97</b> ↓ -40.1%	Video play actions <b>6,693</b> ↑ 186.8%	Total Cost <b>\$428</b> ↑ 5.1%
---------------------------------	---	--------------------------------------	--------------------------------	--	--------------------------------------

### Campaign Details

Campaign name	Clicks	Impressions	CTR (all) ▾	CPC	Total Cost
Main Campaign	342	25,903	1.32%	0.98	334.03
Party Campaign	100	7,681	1.3%	0.94	94.08

### Campaign Clicks

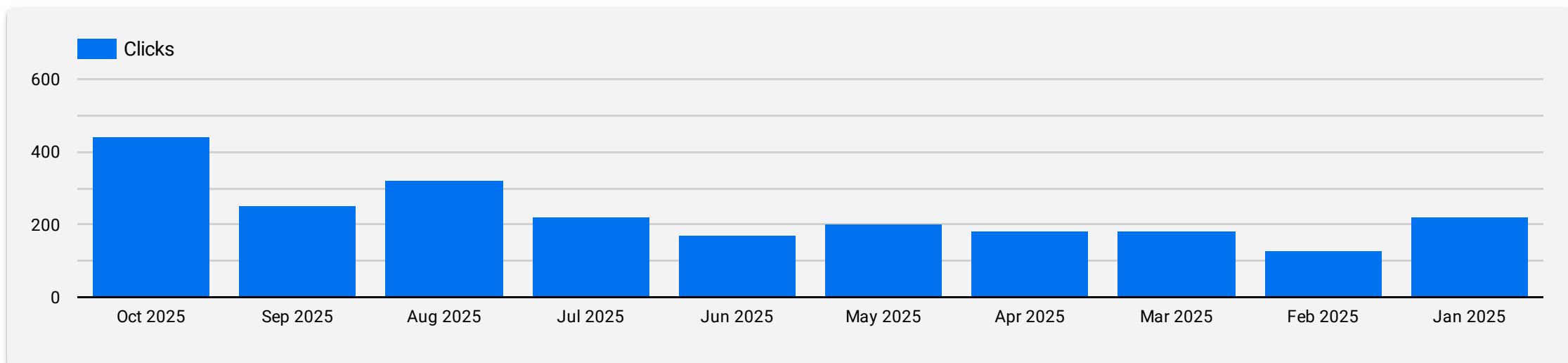


## Month to Date

### Monthly Campaign Deatails

Year-Month ▾	Clicks	Impressions	CTR (all)	CPC	Total Cost
Oct 2025	442	33,584	1.32%	0.97	428.11
Sep 2025	252	34,936	0.72%	1.62	407.23
Aug 2025	322	39,486	0.82%	1.36	437.49
Jul 2025	221	42,531	0.52%	1.84	406.9
Jun 2025	170	37,919	0.45%	2.54	431.14
May 2025	201	42,824	0.47%	2.29	459.82
Apr 2025	181	37,268	0.49%	2.28	411.99
Mar 2025	181	37,253	0.49%	2.43	440
Feb 2025	126	30,005	0.42%	3.12	392.86
Jan 2025	220	37,069	0.59%	2.12	465.37
Dec 2024	189	33,328	0.57%	2.44	461.52
Nov 2024	152	31,904	0.48%	2.97	451.72

### Monthly Clicks

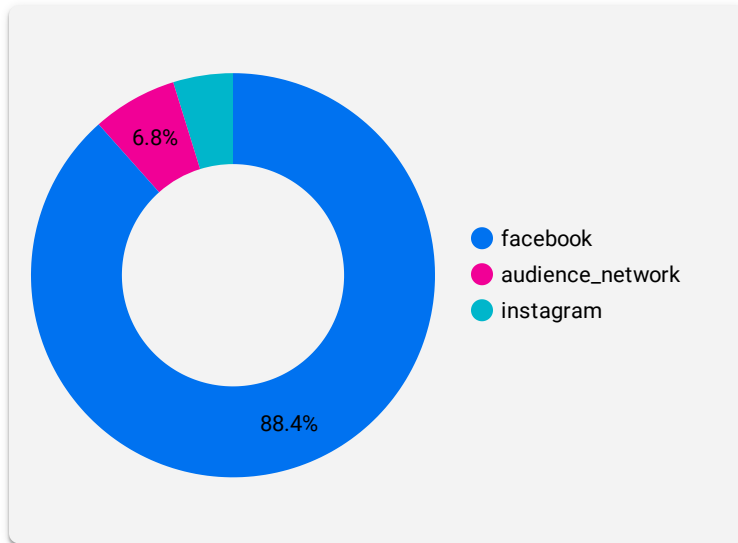


Your Ads

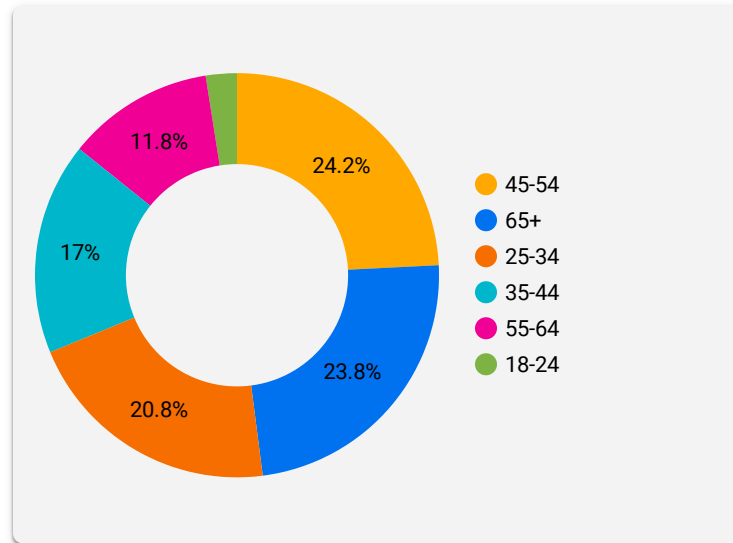
	Thumbnail ...	AdSet name	Clicks	Impressions ▾	CTR (all)	CPC	Total Cost
1.		Main Ad Set	209	12,625	1.66%	0.86	180.65
2.		Party Ad Set	67	5,031	1.33%	0.98	65.4
3.		Main Ad Set	42	3,833	1.1%	1.26	52.76
4.		Main Ad Set	40	2,966	1.35%	0.76	30.42
5.		Main Ad Set	22	2,809	0.78%	1.33	29.24
6.		Main Ad Set	16	2,607	0.61%	1.76	28.11
7.		Party Ad Set	21	1,544	1.36%	0.81	17.03
8.		Main Ad Set	13	1,063	1.22%	0.99	12.85

## Overview

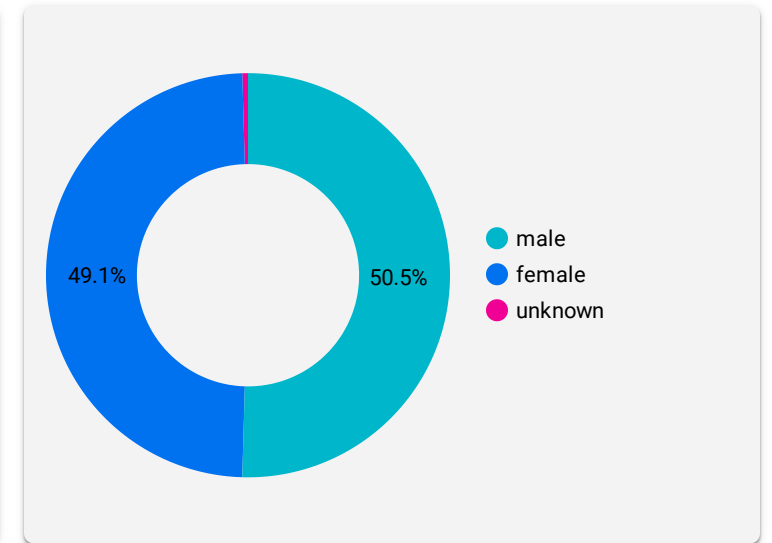
### Platform



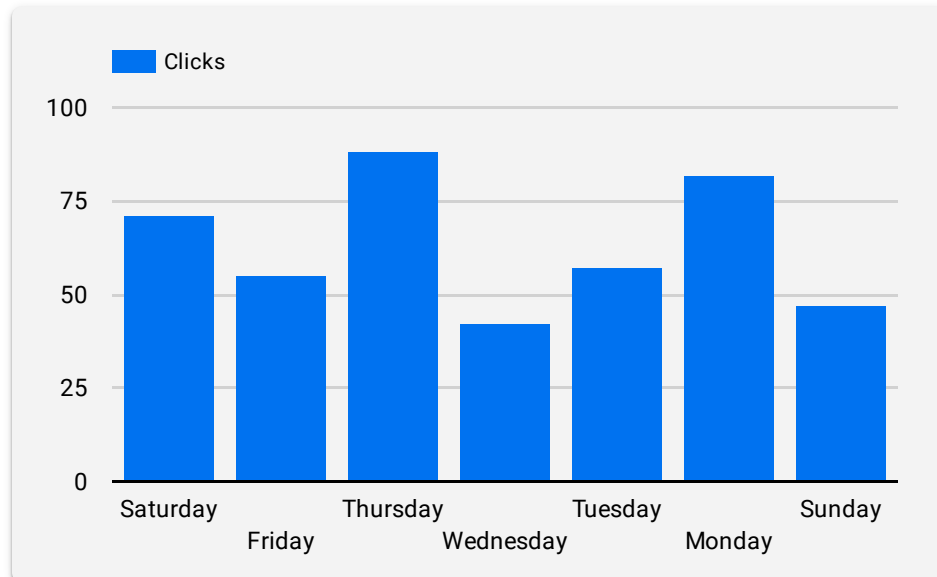
### Age



### Gender



### Day of the Week



### Hour of the Day

